

State Economic & Revenue Outlook

“Early Guidance” for the March 2009 Official Forecast

Arun Raha
Executive Director

February 19, 2009



Washington State Economic and Revenue Forecast Council



Caveats

- This is not an official forecast
- Most of the oversight components of the official forecast process were bypassed in coming up with this early guidance scenario
 - No input from the Governor's Council of Economic Advisors
 - No input from the Forecast Workgroup
 - No official vote of the Economic & Revenue Forecast Council adopting this forecast
- The official forecast process remains intact, and an official forecast will be issued March 19, 2009, as scheduled
- Given the rapidly changing economic landscape in the nation and consequently in our state, the official forecast may differ significantly from this early guidance forecast

Arun Raha
Early Revenue
Guidance
19 Feb 2009

Slide 1

Washington State Economic and Revenue Forecast Council



Outline

- Developments since our November forecast
- The current situation – we are on track for the weakest economy since the Great Depression
- “Perfect Storm” of economic uncertainty make forecasting very difficult – our computer models can only go so far
- “Early guidance” for the March official forecast

Arun Raha
Early Revenue
Guidance
19 Feb 2009

Slide 2

Washington State Economic and Revenue Forecast Council



Surprises since the November forecast

Negative

- WA economy “hit the wall” in Q4
- Layoffs at Boeing and Microsoft
- Holiday sales hurt by bad weather
- Automotive and housing sales weakened more sharply than expected
- Credit markets now unlikely to thaw until late this year

Positive

- Fiscal stimulus larger than expected in November

Arun Raha
Early Revenue
Guidance

19 Feb 2009

Slide 3

Washington State Economic and Revenue Forecast Council



Revenue collections have been even slower than predicted

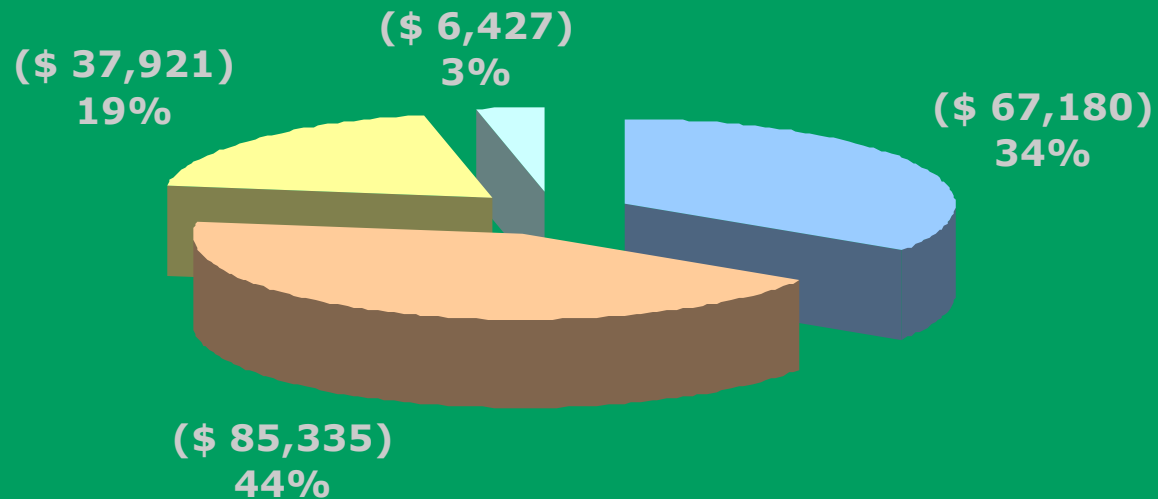
Revenue collections in the 3 months since the November forecast are USD 197 million below target

Arun Raha
Early Revenue Guidance
19 Feb 2009

Slide 4

Where were the misses?

USD Thousands



■ Retail Sales & Use ■ B&O
■ REET ■ Other

Source: ERFC estimates

Washington State Economic and Revenue Forecast Council



The current economic situation

- The U.S. economy has been in recession since December 2007 – this may possibly turn out to be the longest downturn since the Great Depression
- Financial sector woes are still hobbling the real economy
- Credit to consumers and business is still mostly unavailable
- Washington's economy lagged the U.S. into the downturn, but is now in recession
- State revenue collections have been affected severely, because this is a consumer led recession

Arun Raha
Early Revenue
Guidance
19 Feb 2009

Slide 5

Washington State Economic and Revenue Forecast Council



The global economy is in recession

		Share of World Economy		Q4 Growth (ann.)
1	United States	24.4%	Recession	-3.8%
2	Japan	7.7%	Recession	-12.7%
3	Germany	5.9%	Recession	-8.7%
4	China	5.8%	Slower Growth	
5	United Kingdom	4.9%	Recession	-6.0%
6	France	4.6%	Recession	-4.9%
7	Italy	3.7%	Recession	-7.0%
8	Spain	2.5%	Recession	-4.1%
9	Canada	2.5%	Recession	-2.8%
10	Brazil	2.3%	Recession	-2.5%
11	Russia	2.3%	Sharp slowdown	
12	India	1.9%	Slower Growth	
13	Mexico	1.8%	Recession	-4.0%
14	Korea	1.7%	Recession	-24.4%
15	Australia	1.6%	On the brink of recession	
TOTAL		74%		

Source: IMF, Goldman Sachs

Washington State Economic and Revenue Forecast Council

Arun Raha
 Early Revenue
 Guidance
 19 Feb 2009

Slide 6



We are in one of the worst "bear markets" since WW II



Source: Yahoo Finance, ERFC

Arun Raha

Early Revenue
Guidance

19 Feb 2009

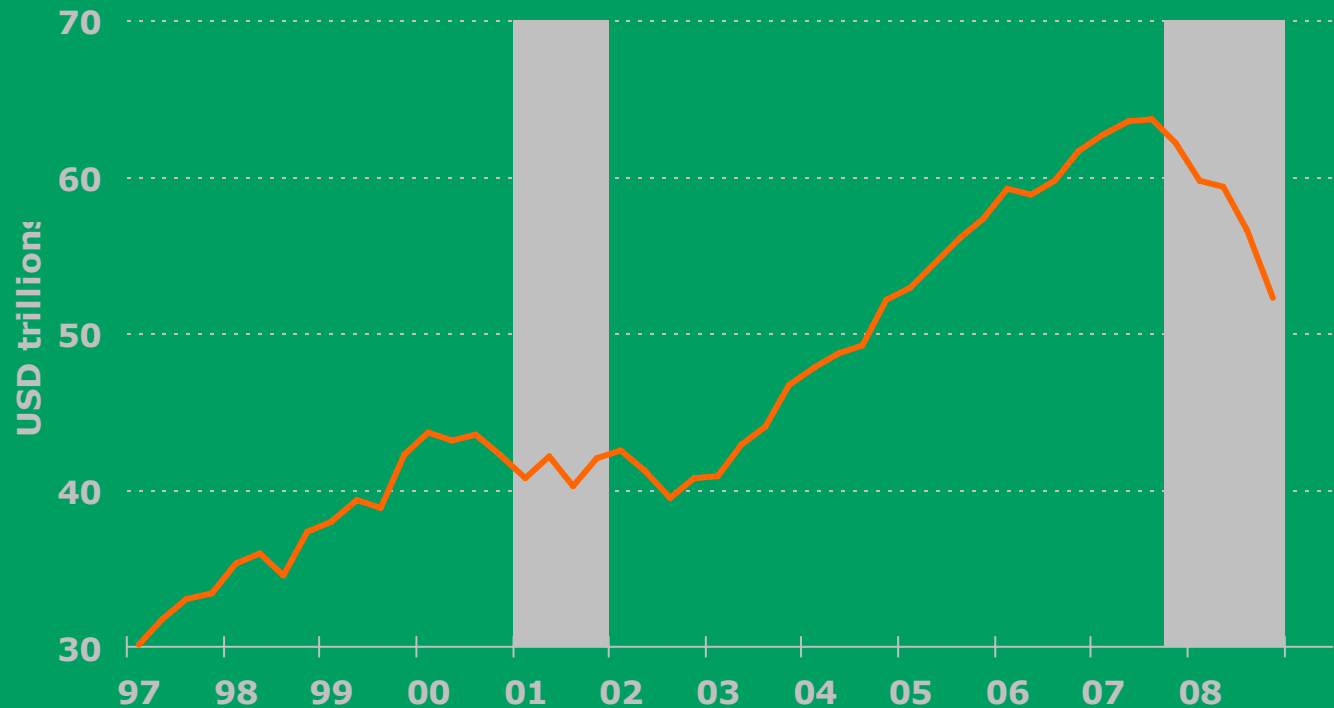
Slide 7

Washington State Economic and Revenue Forecast Council



Household net worth has declined rapidly

Household net worth at the end of 2008 was down 18% from its peak in late 2007



Source: Global Insight, data through 2008 Q4

Arun Raha
Early Revenue
Guidance
19 Feb 2009

Slide 8

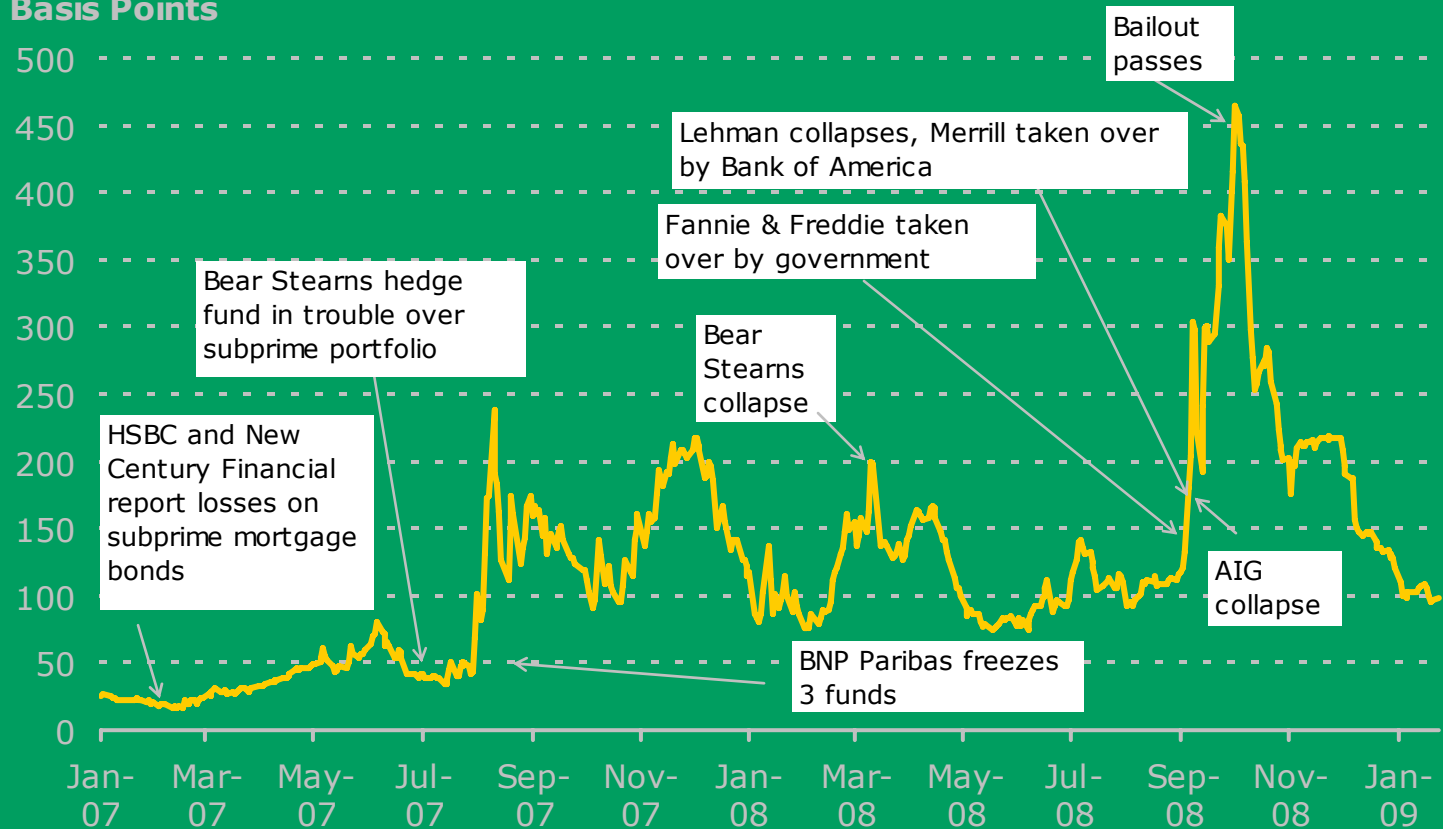
Washington State Economic and Revenue Forecast Council



Although inter-bank lending has eased...

The spread indicates the premium banks have to pay to borrow from each other

USD 3m LIBOR - 3m US T-bill Spread
Basis Points



Source: British Bankers Association, US Federal Reserve Bank, ERFC; data through February 2, 2009

Washington State Economic and Revenue Forecast Council

Arun Raha

Early Revenue
Guidance

19 Feb 2009

Slide 9



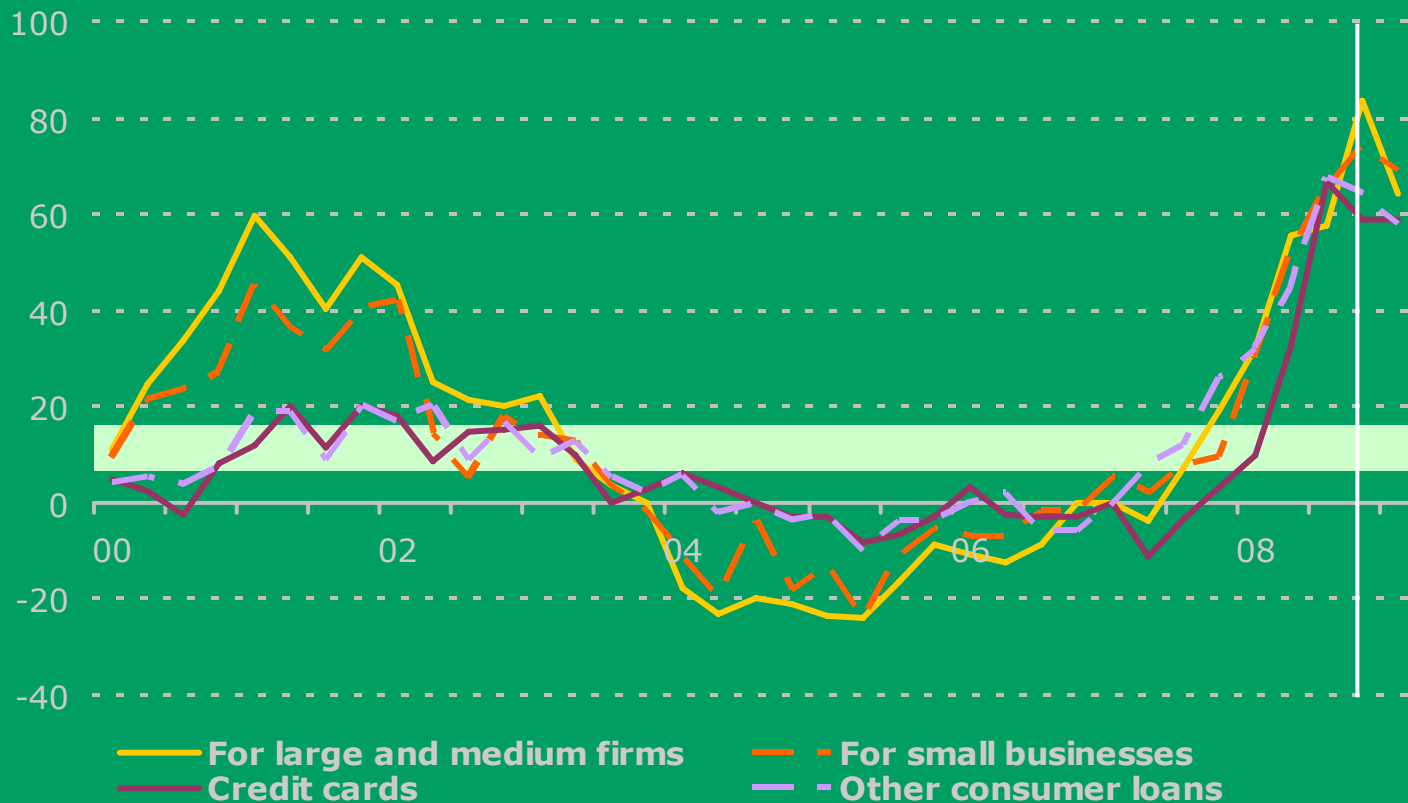
... lending to businesses and consumers is still tight

There has been only modest easing in credit conditions since November – there is still a long way to go

Arun Raha
Early Revenue
Guidance
19 Feb 2009

Slide 10

Net Tightening *minus* Easing
Percent



Source: Federal Reserve Board, Senior Loan Officers Quarterly Survey, data through January 2009 survey

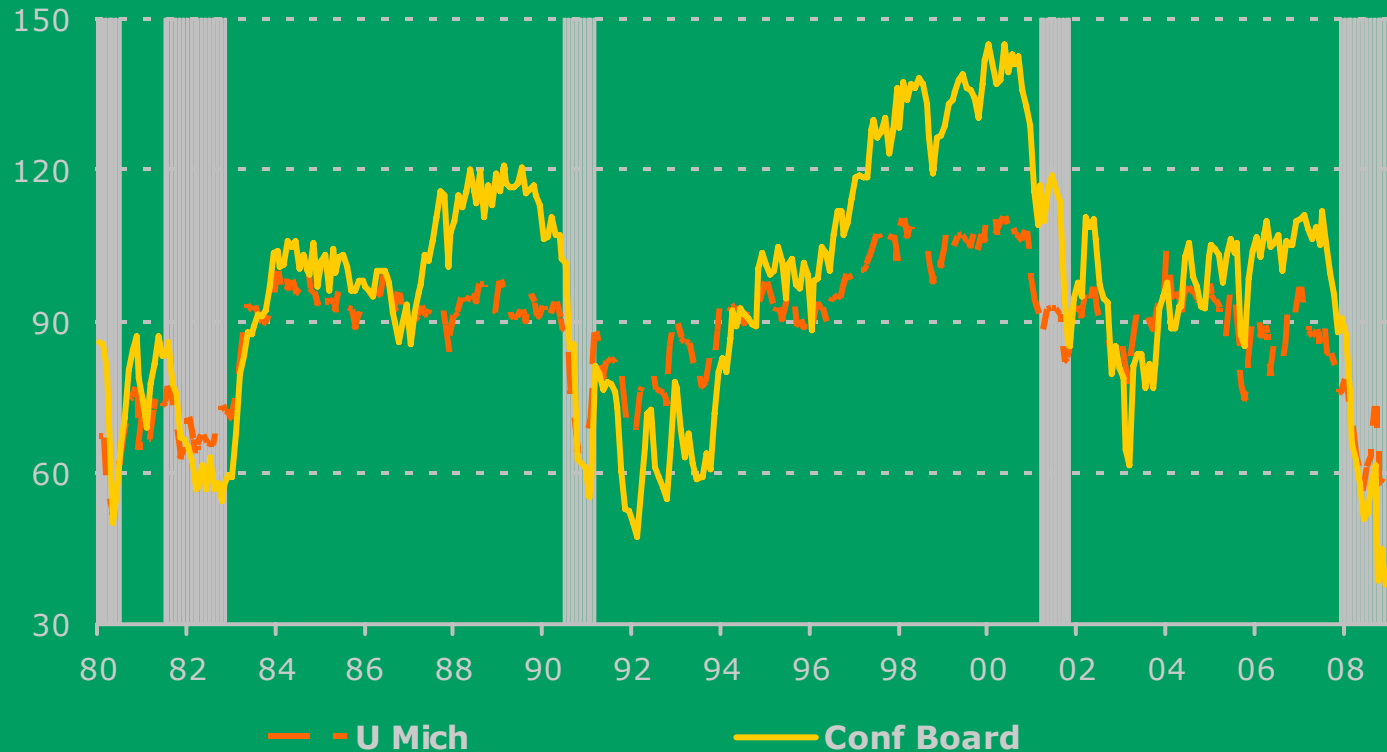
Washington State Economic and Revenue Forecast Council



Consumer sentiment reflects uncertainty about the economy

Conference Board measure is at a record low

Index
Mich: 1966Q1 = 100, SA
Conf Board: 1985 = 100, SA



Source: University of Michigan; Conference Board; data through January 2009.

Arun Raha

Early Revenue
Guidance

19 Feb 2009

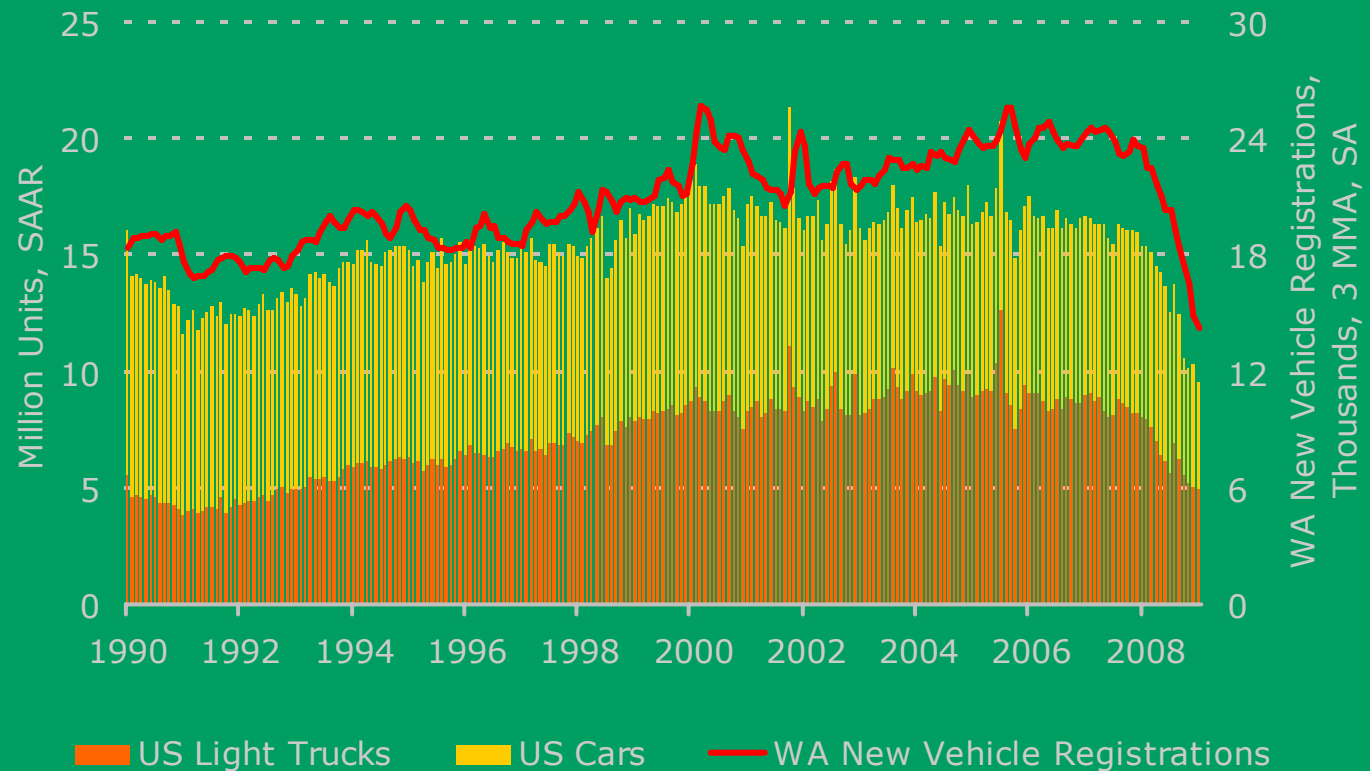
Slide 11

Washington State Economic and Revenue Forecast Council



Automotive sales have tumbled nationally, and in Washington

The rate of decline in WA auto sales has doubled since our November forecast



Arun Raha

Early Revenue
Guidance

19 Feb 2009

Slide 12

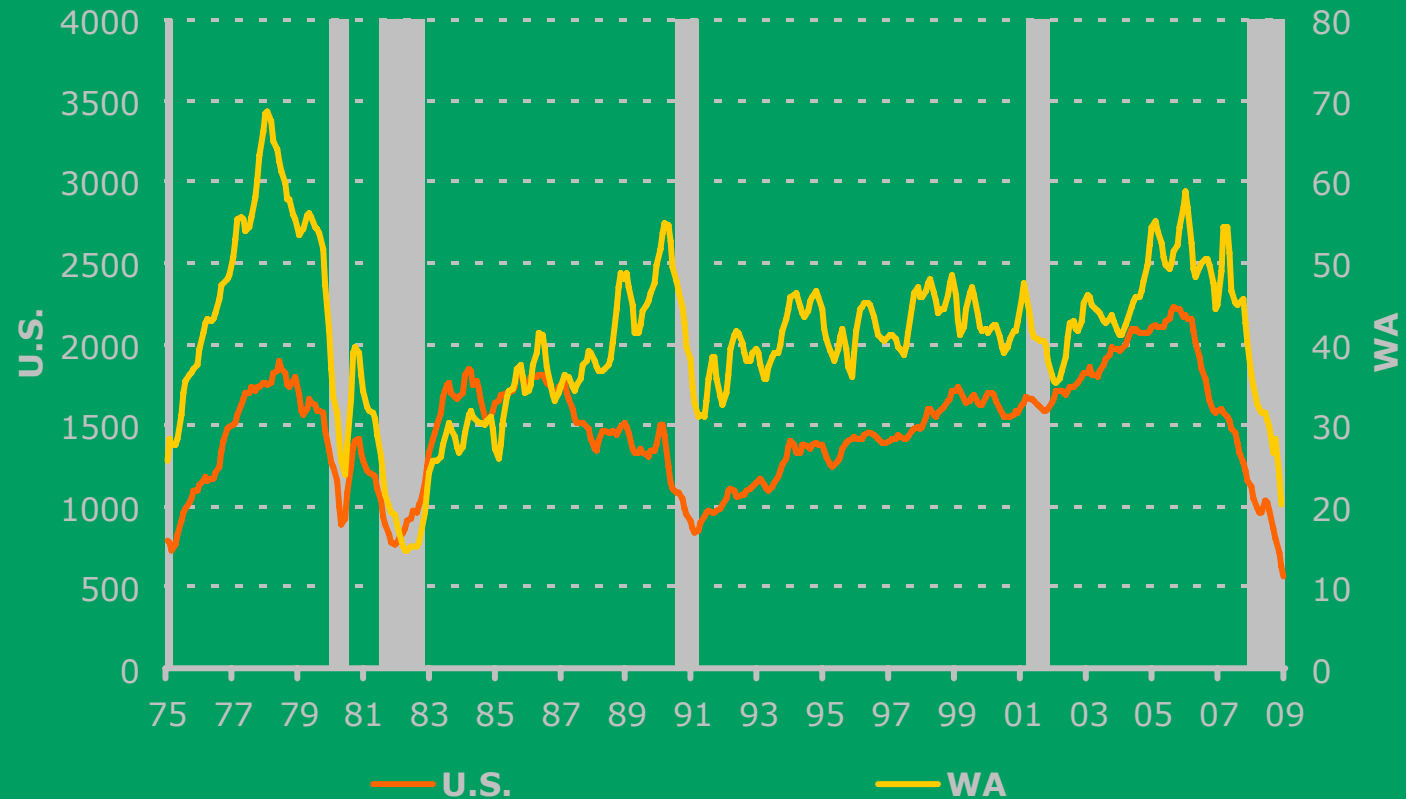
Source: Autodata Corporation, WA DOL, data through January 2009

Washington State Economic and Revenue Forecast Council



State housing permit activity lagged the nation, but has now slowed sharply

Thousands, annualized units, 3 MMA, SA



Source: Census Bureau, U.S. data through Jan 2009; WA data through Dec 2008

Washington State Economic and Revenue Forecast Council

Arun Raha

Early Revenue
Guidance

19 Feb 2009

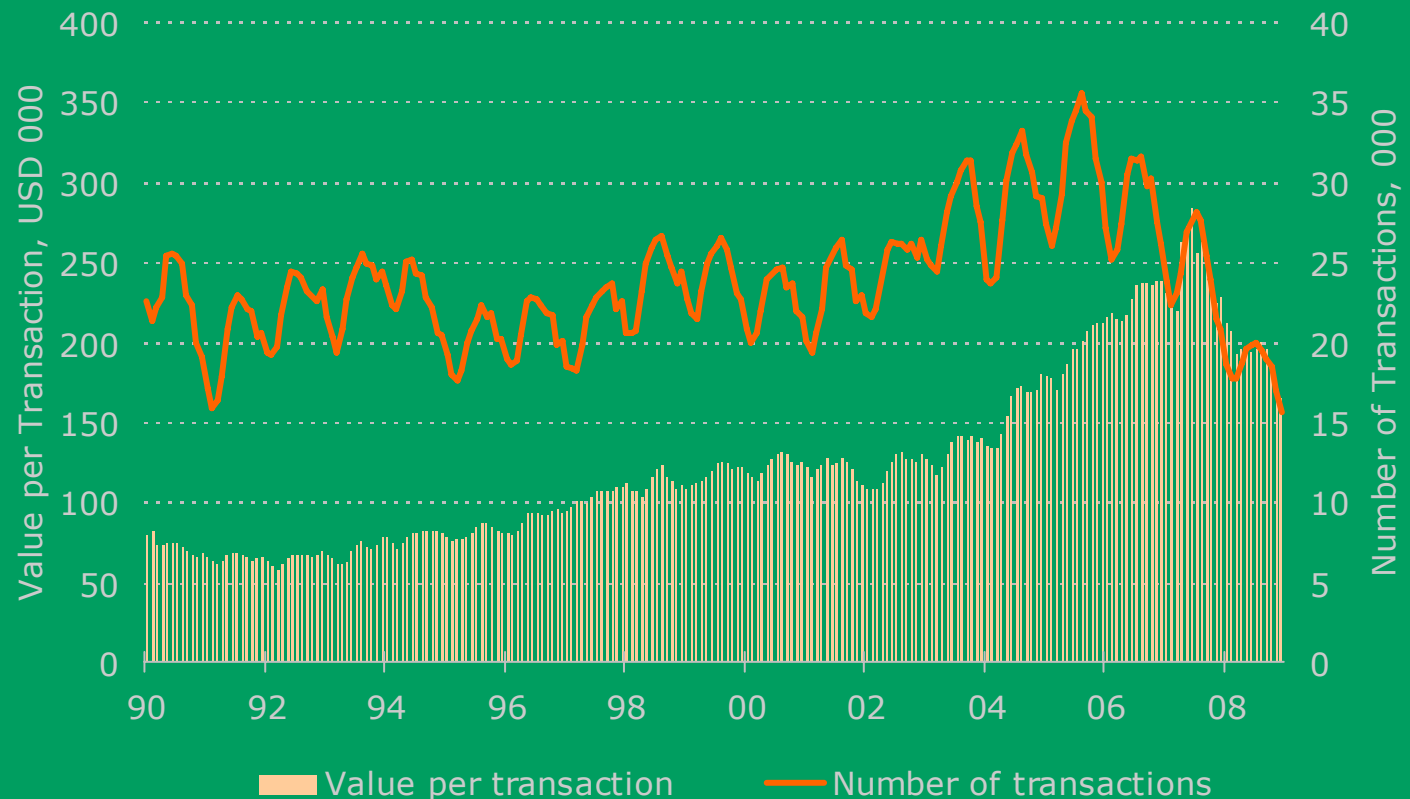
Slide 13



Lower real estate activity is reflected in lower REET collections

2008 Q4 taxable value was 45% below year ago

3-month moving average



Source: ERFC, data through December 2008

Arun Raha
Early Revenue
Guidance
19 Feb 2009

Slide 14

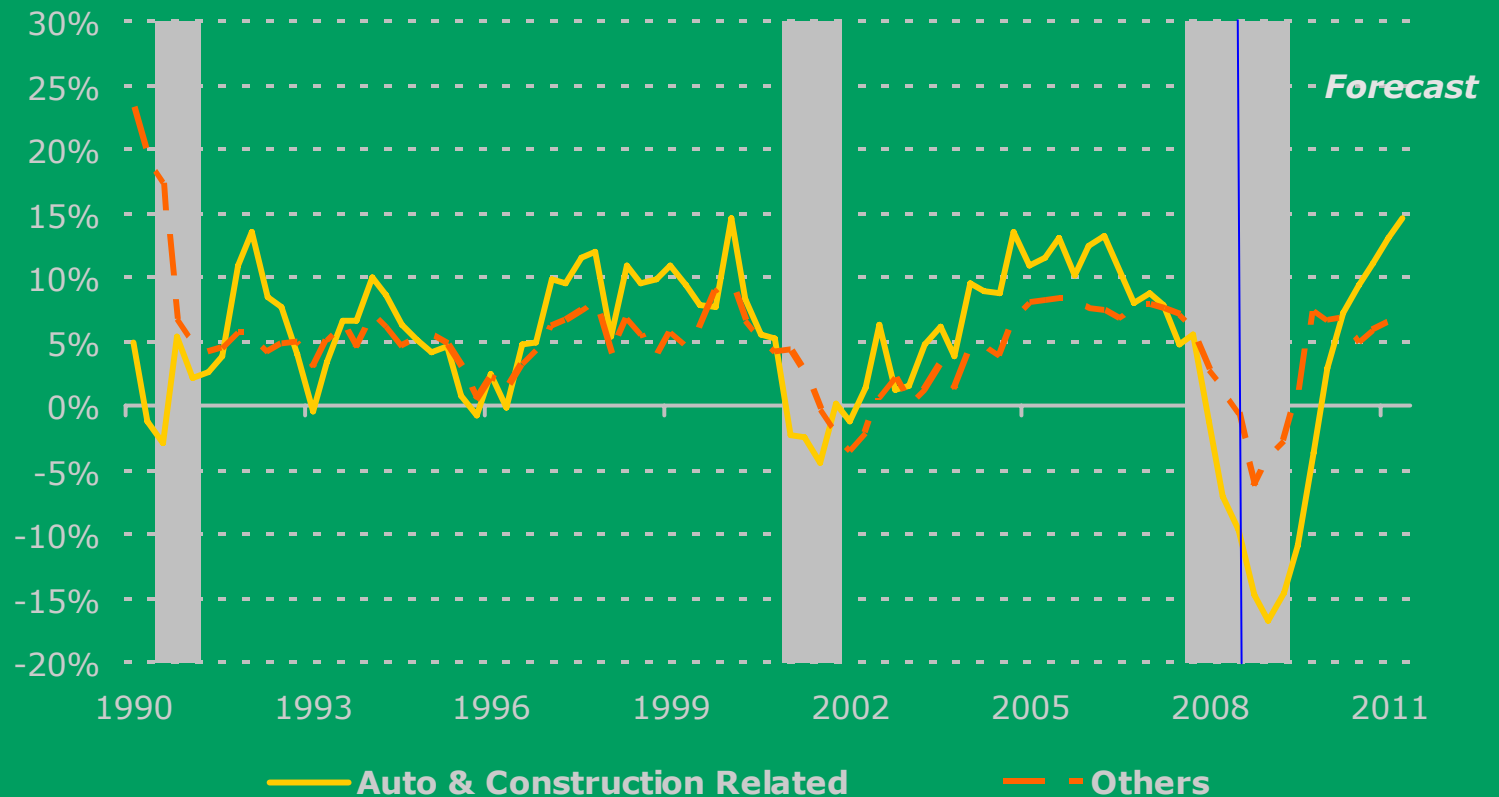
Washington State Economic and Revenue Forecast Council



The decline in taxable activity is mostly in the automotive and construction related sectors

Retail Sales Tax

Percent change, year ago



Arun Raha
Early Revenue
Guidance
19 Feb 2009

Source: ERFC forecast; actual data through 2008Q3

Washington State Economic and Revenue Forecast Council

Slide 15



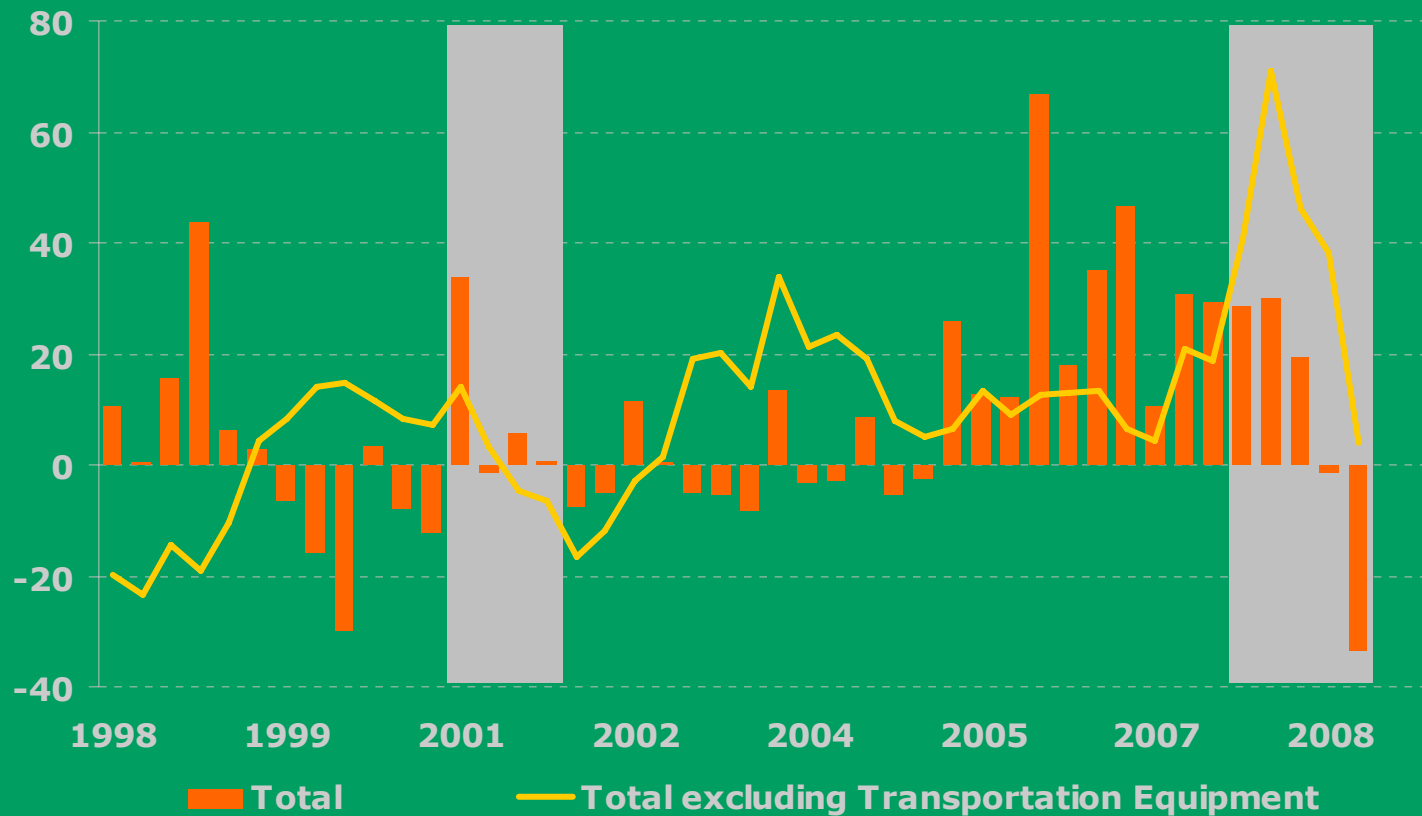
WA exports are plummeting

2008 Q4 decline in transportation equipment reflects impact of Boeing strike

Arun Raha
Early Revenue Guidance
19 Feb 2009

Slide 16

Percent Change, year ago



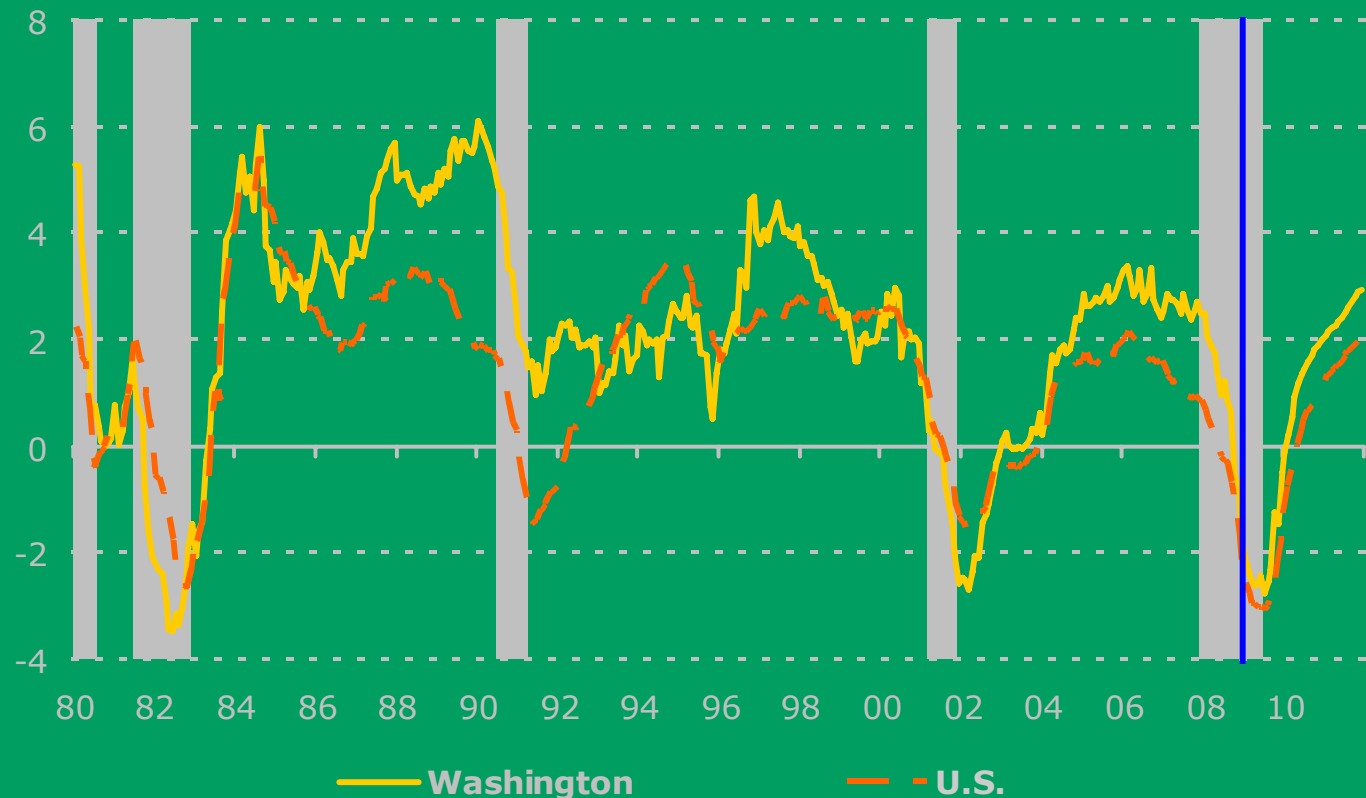
Source: Wisier Trade Data, through 2008 Q4

Washington State Economic and Revenue Forecast Council



WA employment is now declining at the same pace as in the rest of the nation

Percent change, year ago



Source: ERFC forecast, actual through December 2008

Arun Raha

Early Revenue
Guidance

19 Feb 2009

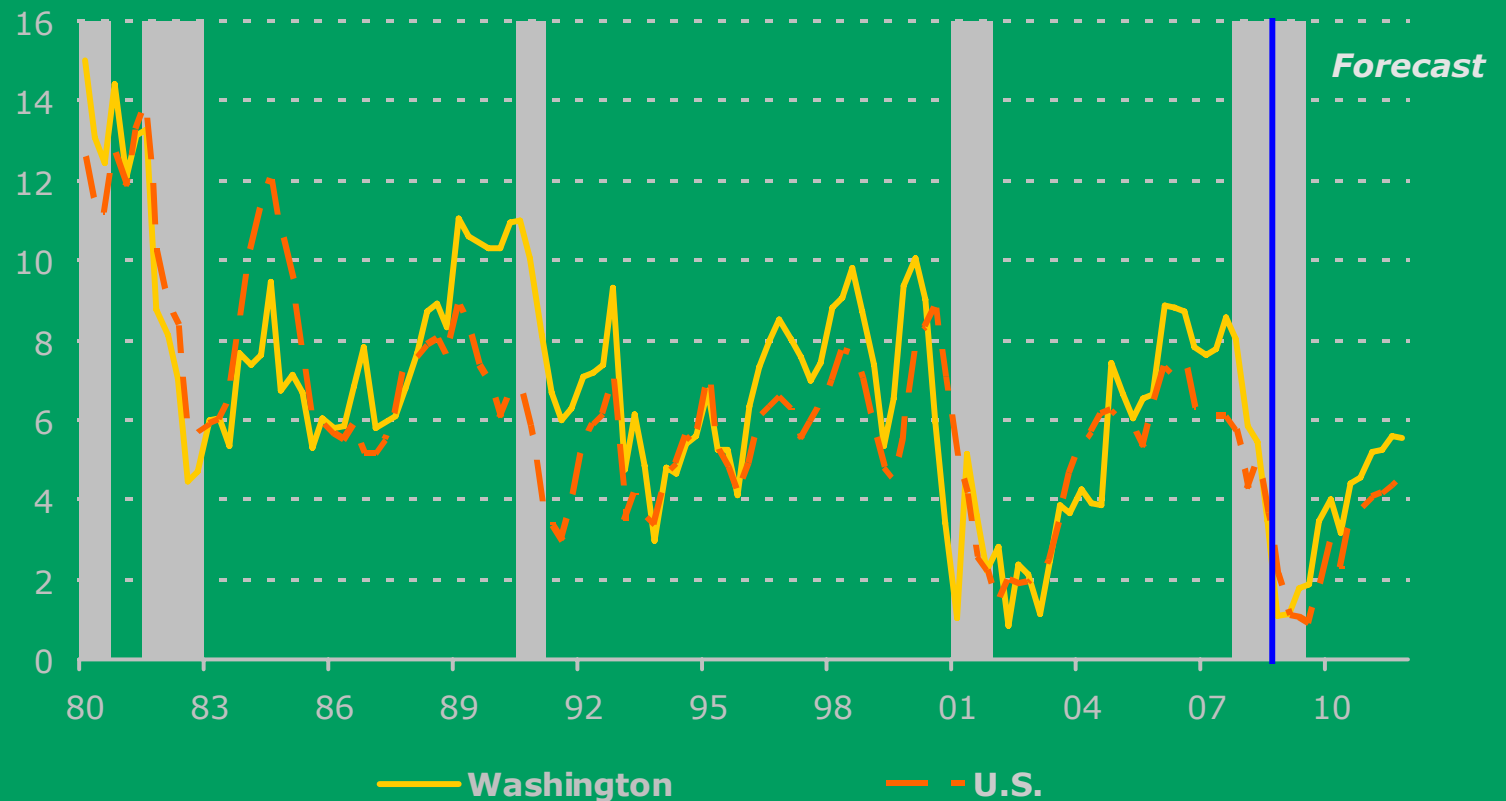
Slide 17

Washington State Economic and Revenue Forecast Council



WA personal income growth has declined sharply

Percent change, year ago



Source: ERFC forecast; actual data through 2008Q3

Washington State Economic and Revenue Forecast Council

Arun Raha

Early Revenue
Guidance

19 Feb 2009


Slide 18



There are many uncertainties about the recovery

- Access to credit?
- Equilibrium price?
- Foreclosures?

HOUSING



BANKING

- Toxic assets on bank balance sheets?
- Return of private investors in secondary loan markets?

Return of Confidence ???



JOBS

- Private spending?



- Stimulus Package?

Arun Raha
Early Revenue
Guidance
19 Feb 2009

Slide 19

Washington State Economic and Revenue Forecast Council



Revenue growth relative to income continues to drop

* Adjusted for new legislation and special factors

Growth in Net Revenue Act Collections* Relative to Growth in State Personal Income



Source: ERFC; actual data through 2008Q3, estimate for Q4

Arun Raha
Early Revenue
Guidance
19 Feb 2009

Slide 20

Washington State Economic and Revenue Forecast Council



Forecast changes 2007-2009 Biennium

USD Millions

February `09 Early Guidance Forecast

	<u>Nov '08 Forecast</u>	<u>Forecast Change</u>	<u>Non- economic Change</u>	<u>Variance</u>	<u>Forecast</u>	<u>Total Change*</u>
Dept. of Revenue	\$ 27,765	(\$452)	(\$78)	(\$197)	27,038	(\$727)
All other agencies	\$ 861	(\$3)	\$9	-	\$867	\$6
Total GFS	\$28,627	(\$455)	(\$69)	(\$197)	\$27,905	(\$721)

Arun Raha
Early Revenue
Guidance
19 Feb 2009

* Detail may not add to total due to rounding

Slide 21

Washington State Economic and Revenue Forecast Council




Composition of the forecast change for the 2007-09 biennium

Total change from November forecast:

(\$721,000)

USD Thousands



■ Retail Sales & Use ■ B&O
■ REET ■ Other

Source: ERFC forecast, February 2009

Washington State Economic and Revenue Forecast Council

Arun Raha
Early Revenue
Guidance
19 Feb 2009

Slide 22



Forecast changes 2009-2011 Biennium

USD Millions

		February `09 Early Guidance Forecast			
	<u>Nov '08 Forecast</u>	<u>Forecast Change</u>	<u>Non- economic Change</u>	<u>Forecast</u>	<u>Total Change*</u>
Dept. of Revenue	\$29,350	(\$1,494)	(\$79)	27,778	(\$1,572)
All other agencies	\$720	(\$32)	\$17	\$705	(\$15)
Total GFS	\$30,071	(\$1,526)	(\$61)	\$28,483	(\$1,587)

Arun Raha
Early Revenue
Guidance
19 Feb 2009

* Detail may not add to total due to rounding

Slide 23

Washington State Economic and Revenue Forecast Council

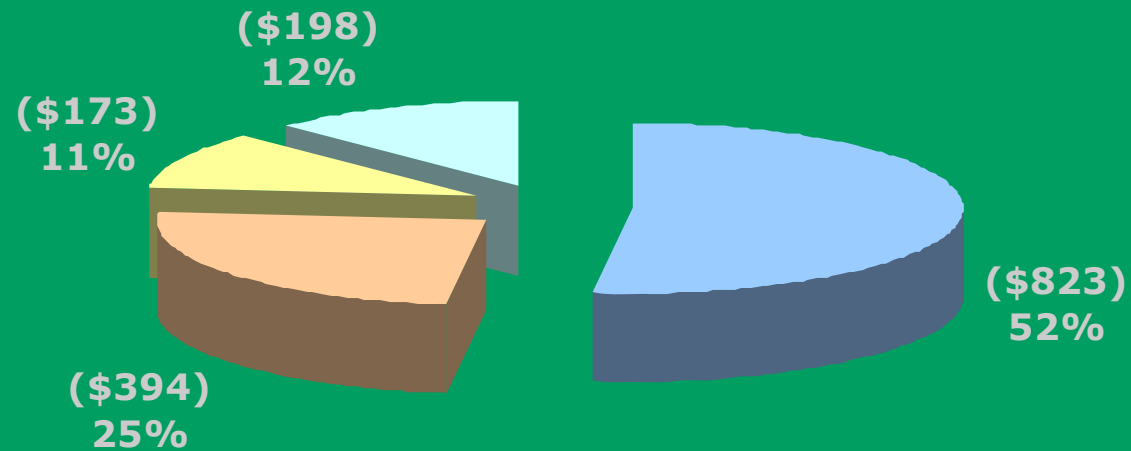


Composition of the forecast change for the 2009-11 biennium

Total change from November forecast:

(\$1.6 bill.)

USD Thousands



■ Retail Sales & Use ■ B&O
■ REET ■ Other

Source: ERFC forecast, February 2009

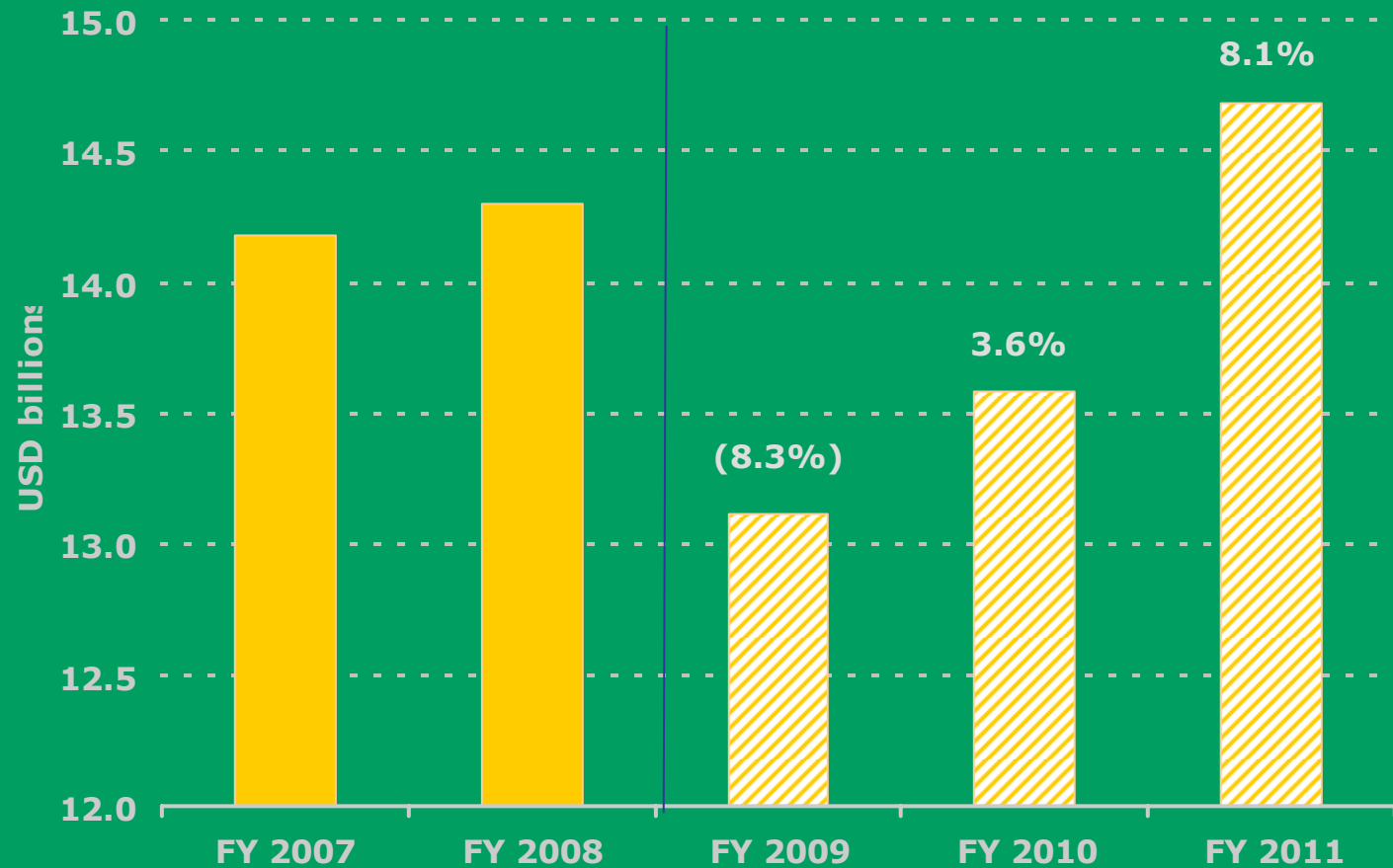
Arun Raha
Early Revenue
Guidance
19 Feb 2009

Slide 24

Washington State Economic and Revenue Forecast Council



Forecast by fiscal year



Source: ERFC forecast, February 2009

Arun Raha
Early Revenue
Guidance
19 Feb 2009

Slide 25

Washington State Economic and Revenue Forecast Council



Conclusion

- Compared to our official November 2008 revenue forecast -

- As of February 2009, an **unofficial** update reduces expected revenues as follows:

2007-09 : (USD 721 million)

2009-11 : (USD 1,587 million)

TOTAL : (USD 2,308 million)


Arun Raha
Early Revenue
Guidance
19 Feb 2009

Slide 26

Washington State Economic and Revenue Forecast Council



Questions



Arun Raha
Early Revenue
Guidance
19 Feb 2009

Economic & Revenue Forecast Council
1025 E. Union Avenue, Suite 544
Olympia WA 98504-0912

www.ercf.wa.gov
360-570-6100

Slide 27

Washington State Economic and Revenue Forecast Council